



[Home](#) | [Fantasy Vuelta](#) | [News](#) | [Gear](#) | [Features](#) | [Video](#) | [Forum](#) | [Blogs](#) | [Pics](#) | [What's on?](#)



Search

want your say?
Click here to register and post on the site

Effetto Mariposa CaffelateX tubeless conversion kit £49.99



Clever, dependable conversion kit but requires careful fitting

Weight: 468g **Contact:** www.upgradebikes.co.uk

Like Be the first of your friends to like this.

By Shaun Audane - Posted on 14 August 2010



Effetto Mariposa CaffelateX latex tubeless conversion kit is in effect two products in one – a clever concept converting standard wire-on rims to the latest generation of tubeless tyres while the sealant can also be employed to combat punctures in traditional tubs and standard tubes with removable valve cores. We tried it in the latter to good effect but careful, methodical installation is a must. Left standing – say overnight, the solution readily reverts to liquid form, resulting in a disconcerting imbalance for the first few pedal strokes, returning to normal once the foaming consistency recovers.

That said, those seeking the benefits of tubeless while enjoying some welcome sidewall and pinch-flat respite won't be disappointed, although don't forgo the patch kit in wired on contexts as the liquid latex doesn't always cure fast enough, resulting in a very sticky mess. In my opinion, Kevlar belted tyres/heavy duty tubes remain the most reliable options for commuters and tourists.

The kit comprises several components – 250 ml CaffelateX sealant, injector pump, two rolls of tubeless tape, two tubeless valves and valve key. Strip the donor wheel(s) of tyre(s), tube(s), existing rim tape and be sure to purge any traces of impacted dirt, grease or adhesive. The instructions recommend judicious filing of protruding spoke heads but in practice the rim tape's hardy enough to counteract all but the most spiteful.

Start the tape five millimetres proud of the valve hole, working steadily around the rim, seating carefully and overlapping at the valve before piercing in preparation for the tubeless valve stem. While effective, the adhesive backing lacked the expected tenacity. So we took the belt and braces approach, remounting the Univega's wired on tyre and tube, inflating to their maximum and leaving everything in situ overnight. Morning came and satisfied of proper adhesion, the dedicated tubeless rubber then followed.

Sealant is injected by opening the valve core at 9 o'clock adding between thirty and 50ml for conventional road and mtb hoops (10/20 seems adequate in traditional inner tubes) before spinning to achieve even penetration. Refit the valve core, inflate and take a relaxed ten-minute ride around the block to fully stabilise the solution (and in a tubeless context, confirm everything's airtight).

Also on road.cc

- Effetto Mariposa Giustaforza torque wrench 2–16Nm
- Fenwicks Professional Lubricant Spray
- Juice Lubes Bearing Juice grease
- Pedros Super Prestige track pump
- Juice Lubes Dirt Juice twin pack



always riding
CLOTHING THE RIDER
www.alwaysriding.co.uk



KUOTA



Join our mailing list!

Enter your email address to receive updates from road.cc...

Your Email:

road.cc is made by **Farrelly Atkinson Ltd**

Editor: Tony Farrelly

Web guy: Dave Atkinson

Commercial: Elaine Curtin

News editors:

Simon MacMichael, Martin Thomas

Technical editor: Mat Brett

Contributors: Oli

road.cc what's on?

Your guide to cycling events in the UK

- Sky Ride – Etape Hibernia August 22, 2010 – 06:00
- New Forest Rattler August 22, 2010 – 06:30
- Evans Cycles Ride it! Liphook, Hampshire August 22, 2010 – 08:00
- The Ken Laidlaw Scottish Borders Sportive August 22, 2010 – 08:00
- Sky Ride – Glasgow August 22, 2010 – 08:00

[See all events](#)

Review section [full archive]

- Bikes – Road
- Bikes – Urban/Hybrid
- Bikes – Time Trial
- Bikes – Touring
- Bikes – Cyclo cross
- Bikes – Fixed & Singlespeed
- Bikes – Folding
- Bikes – Tandem
- Bikes – Children's
- Frames
- Components
- Accessories
- Clothing
- Tools
- Maintenance
- Training & Nutrition
- Books, Maps & DVDs
- Family

Buy it now!

From our online partners

- Buy this product online
- Buy similar online

Top reviews About our ratings

- Swrve Lightweight WWR shorts

Taking the slow and steady philosophy paid off revealing no pressure loss, although the solution's recurrent and mildly irritating characteristic is very apparent when the bike is left standing for several hours/overnight. Experimenting with pressures hasn't revealed any nasty or unpredictable handling quirks, nor pinch flats at low pressures.

The warm, ambient test period suggests it seals smaller holes before their impact is felt and is particularly effective against sidewall punctures. However, in keeping with the genre, the solution eventually dries out, negating any puncture preventative qualities, although this doesn't affect air retention.

Verdict

Clever, dependable conversion kit but requires careful fitting.

road.cc test report

Make and model: Effetto Mariposa CaffelateX tubeless conversion kit

Size tested: 22-25mm

Tell us what the product is for, and who it's aimed at. What do the manufacturers say about it? How does that compare to your own feelings about it?

CaffélateX Tubeless Conversion Kits (RACE and HEAVY DUTY)

To take full advantage of CaffélateX sealant, we created two complete kits, to convert standard mountain-bike wheels into tubeless ones (2 wheels per kit).

CaffélateX Tubeless Kit has been developed for Tubeless, Tubeless-Ready and TNT (Tube No Tube) mountain bike tyres, manufactured according to UST fitting diameter.

WARNING: the use of CaffélateX Tubeless Kit with standard tube-type tyres is done under the user's sole responsibility and the inflation with these tyres might be very difficult, due to Caffé Tubeless Tape reduced thickness.

Generally meets the design brief very convincingly.

Tell us some more about the technical aspects of the product?

CaffélateX is a truly innovative tyre sealant and puncture preventive. The first of its advantages over standard latexbased sealants comes from a foaming agent (Actifoam™), activated by wheel movement.

Centrifugal force drives standard latex-based sealants against the outer circumference of the tyre; CaffélateX™ foaming action causes it to fill the tyre's entire internal cavity, making it much more effective against sidewall punctures.

TM Its fast sealing action makes CaffélateX ideal for MTB and road tubeless, tubular and standard tyres: it repairs punctures up to 6mm (mtb) and 3mm (road).

TM Thanks to its formula, CaffélateX is a very stable and durable sealant (depending on kind of application and external conditions). Containing no ammonia, it is also 100% tyre & rim friendly.

Usage and storage temperatures: from very cold to very hot, exceeding by far those of first-generation latex sealants (usage: -20/+50°C - storage: -15/ +30°C).

Recommended quantities:

50 ml for road tyres or mtb

tyres up to 26x2.10/29x2.00;

100 ml for tyres over

26x2.10/29x2.00.

Formats: bottles (1000

Rate the product for quality of construction:

- Effetto Mariposa CaffelateX tubeless conversion kit
- De Marchi Pure Classic Women's Short Sleeve Jersey

- invite to 2011 Tour de France
- Resident protests keep 1000 Boris bikes off the streets
- Fantasy Vuelta 2010
- Clif Luna Bar
- Seven weeks
- Cannondale 2011 UK range launch: Super Six 105, new CAAD10 bikes + return of the Synapse Alloy
- New research highlights rise of the MAMIL (that's middle-aged men in Lycra)
- Merseyside to turn off some speed cameras
- Mont Ventoux holiday
- Team GB reduced to three riders for UCI Road World Championships

Recent comments

Forum topics

- Put compulsory purchase
- PJ, I love that route over
- I am proud to say that I was
- TommyK - due to the room that
- Totally agree Tony, I really
- podgethepuffer
- i reckon may would be good;
- another recommendation for
- Ventoux likes to reign down
- Good point. Had an
- I am in the same situation
- I did it in mid June this
- Best of luck Blackhound, a
- I can't help feeling that
- heh!



Recent blog posts

All blogs

- Seven weeks
- Commuter diaries - feed zone
- Summer is officially over....
- Commuter diaries - mudguards or no mudguards
- Commuter diaries - what a sport.....
- Commuter diaries - have a ball and ride like

Rate the product for performance:

7/10

Rate the product for durability:

6/10

Sealant isn't foolproof and in keeping with the genre has a finite life.

Rate the product for weight, if applicable:

7/10

Rate the product for comfort, if applicable:

7/10

Rate the product for value:

7/10

Tell us how the product performed overall when used for its designed purpose

With careful installation, its a very reliable means of going tubeless, adding some welcome puncture prevention into the bargain. Thorough preparation ensures everything remains airtight and generally dependable. The latex solution is kind to rims and tyres and undetectable when rotating inside the tubes/tyre. However it,quickly reverts to liquid form when left dormant-say garaged overnight, pulling away can feel a little peculiar until the solution stabilises.

For all its many virtues, the solution has a finite life and it won't save you from a sticky mess should you meet that nail with your name on it.

Tell us what you particularly liked about the product

Generally well thought out and quite versatile.

Tell us what you particularly disliked about the product

Can be quite time consuming to fit and in keeping with the genre, the sealant isn't fool proof.

Did you enjoy using the product? Yes**Would you consider buying the product? Possibly****Would you recommend the product to a friend? Yes, if they were looking to try tubeless**

Overall rating: 7/10

About the tester

Age: 36 **Height:** 1m 81 **Weight:** 70 kilos

I usually ride: Rough Stuff Tourer Based around 4130 Univega mtb Frameset **My best bike is:** 1955 Holdsworth Road Path and several others including cross & traditional road

I've been riding for: Over 20 years **I ride:** Most days **I would class myself as:** Experienced

I regularly do the following types of riding: cyclo cross, commuting, touring, fixed/singlespeed, mtb,


 [Login or register](#) to post comments [Flag as offensive](#)

 **Tags** [Effetto Mariposa](#) [Effetto Mariposa](#) [Caffellatex tubeless conversion kit](#) [tubeless conversion](#) [tubeless conversion kit](#) [Maintenance](#)

**DE MARCHI**

Exclusive Italian Cycle Wear
Since 1946

2010 spring summer range available now
find your dealer - [click here](#)



**Issues, 2009 Calendar,
2008 Photography Annual,
Prints & Subs all available**

Rouleur**road.cc hot topics**

[Cycle Show 2009](#) [Rapha](#) [Commuter bike](#) [Singlespeed](#) [CORE Bike](#) [2010 Genesis](#) [Tour de France](#) [Fixed](#) [Upload 11](#) [Milan 09](#) [London carbon road bike](#) [Wheelset](#) [Lance Armstrong](#) [Kinesis Milan Bike Show](#) [IceBike](#) [Summer 2010](#) [Trek Ridgeback](#) [Sustrans](#) [Shimano Verenti](#) [Charge](#) [Tour de France 2010](#) [IceBike 2010](#) [wheels](#) [Sportive bike](#) [Eurobike 2009](#) [Milan Cycle Show 2009](#) [Touring bike](#) [2010 road bike](#) [Sportive](#) [CORE Bike](#) [Hybrid](#) [urban bike](#)

[more tags](#)

About us

road.cc is made by Farrelly Atkinson Ltd, The Brewery, Toll Bridge Road, Bath BA17DE.




Tel 01225 561211. Company #6644103

All content © Farrelly Atkinson Ltd unless otherwise stated. All rights reserved.

The site

[Home page](#)
[Latest cycling news](#)
[Gear: news, reviews, features](#)
[Forums: chat and advice](#)
[Cycling features](#)
[road.cc bloggers](#)
[road.cc video channel](#)

Rss feeds - stay tuned

 [road.cc main RSS feed](#)
 [Bike forum](#)
 [road.cc on twitter](#)